

Ujeeddada: Hagahan waxaa uu siinayaa tilmaamo loogu tala galay bixiyayaasha si ay u galaan masaafadooda,

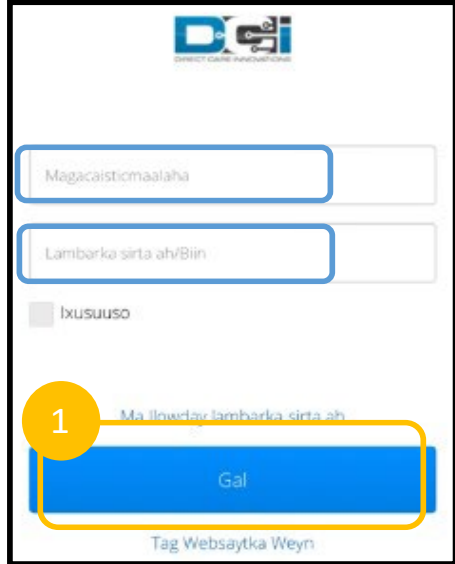
Qaybta Koowaad: Tilmaamaha gelitaanka mayl-ka iyadoo la isticmaalayo OR PTC DCI mareegta moobaylka (adigoo isticmaalaya qalabkaaga casriga ah)

Qaybta Labaad: Tilmaamaha gelitaanka mayl-yada la isticmaalayo OR PTC DCI Xariirka Mareegaha (adigoo isticmaalaya laptop-ka ama desktop-ka)

Natiijada: Bixiyayaasha ayaa awood u yeelan doona inay adeegsadaan labada mareeg ee moobaylka iyo bogga shabakadda si ay u qoraan masaafadooda ama maylashooda.

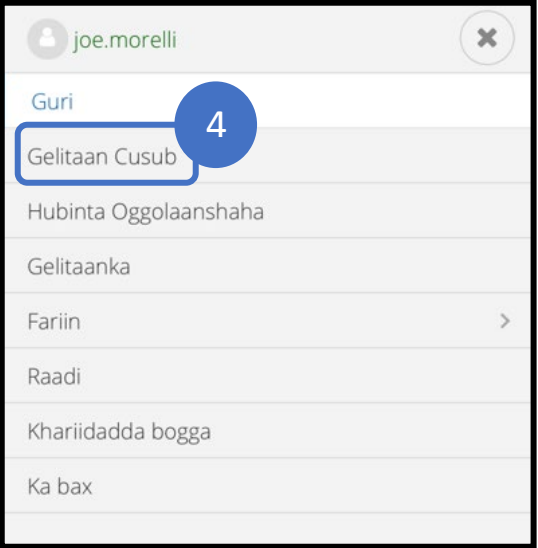
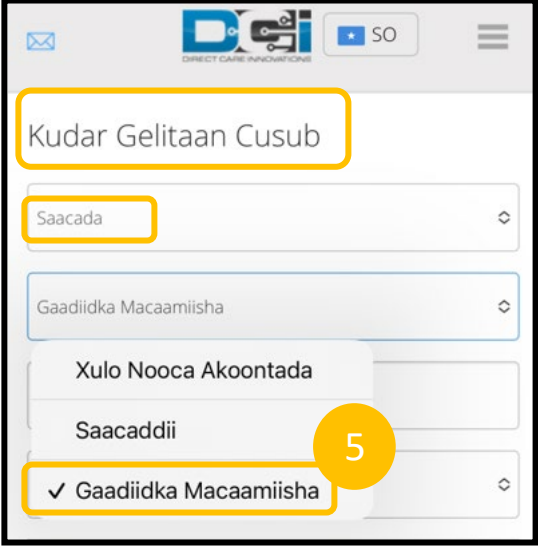
Talaabooyinka lagu dhamaystirayo hawsha:


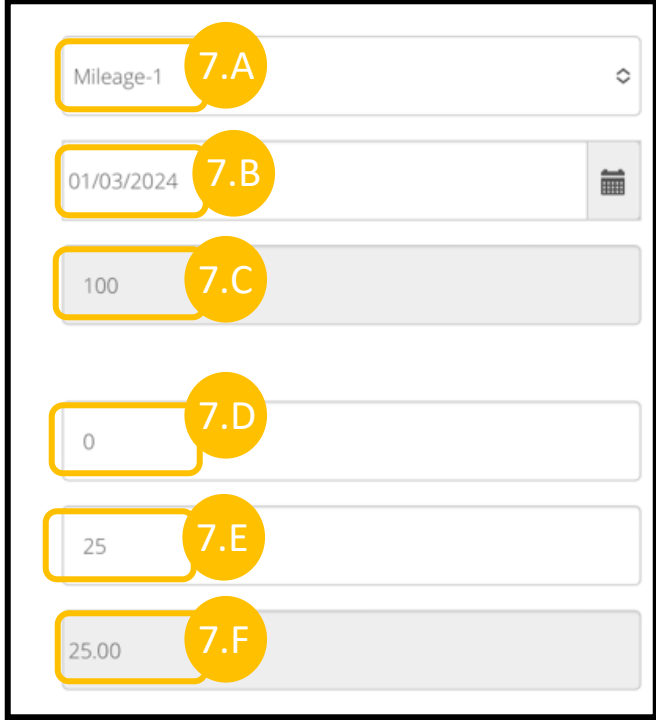
Qaybta Koowaad: Gelida mayl-yada adoo isticmaalaya OR PTC DCI mareegta moobaylka.

#	Tilmaan	Sawirada Shaashadda la xidhiidha/Xiriirinta
1	<p>Adigoo isticmaalaya biraawsarkaaga aaladdaada moobaylka, ku qor OR PTC DCI oo fur shaashadda gelitaanka.</p> <p>Geli magacaaga isticmaale iyo eraygaaga sirta ah. Taabo ‘calaamada galitaanka’</p>	<p>Isku xirka shabakada: orptc.dcisoftware.com</p> 



<p>2</p>	<p>Qoraalada Wararka:</p> <p>Mawduuca - Bixiyaha cadaynta</p> <p>Mawduuca - Nidaamka Isticmaalka Ogeysiiska</p> <p>Mid walba si taxadar leh u aqri,</p> <p>Taabo 'OK' mid kasta si aad u sii wado.</p>	<div style="display: flex; justify-content: space-around;"> <div data-bbox="1108 175 1520 885"> <p>Qoraalada Wararka</p> <p>Mawduuca - Xaqiijin ta Bixiyaha</p> <p>Fariin: Adoo gujinaya "OK", haddii laga beddelo webka mobile ama portal web ka hor taariikhda s haqeynta mushaharka, waxaan xaqiijinaya a in waqtiyada bilowga iyo dhamaadka la s oo sheegay si sax ah u matalaan waqtiyad a aan adeegyada/taageero macmiilka-shaq eeyaha, waxaan raacayaa xeerarka si waaf aqsan barnaamijka aan diiwaangashan. W axaan qirayaa in been abuurka macluuma adkan loo tixgelin karo khiyaanooyin Medi caid. Waan fahamsanahay in markaas saa cado, waxaan hubin doono sanduuq xaqiiji naya waqtigeysu sax yahay oo macluuma dka been abuurka ah waxaa loo tixgelin ka</p> <p>Taariikhda la Sameeyay: Jul 10, 2023 01:49: 24 PM</p> <p>Waayahay</p> </div> <div data-bbox="1577 175 1988 885"> <p>Qoraalada Wararka</p> <p>Mawduuca - Nidaam ka Isticmaalka Ogeysiiska</p> <p>Fariin: Isticmaaluhu wuxuu helayaa nidaam xa ddiidan. Isticmaalka nidaamka waxaa la ga yaabaa in lala socdo, duubo, oo ku xiran xisaabinta. Isticmaalka aan la ogo layn ee nidaamka waa mamnuuc waxa ana laga yaabaa inay ku xiran tahay ci qaabta dembiyada, madaniga ah, ama xukunka maamulka. Isticmaalka nidaa mka ka dhigan ogolaansho in la socod ka iyo wax lagu qoro. Ujeedada goobta waa in la oggolaado ka qaybgalayaash a oggolaanshaha ee Madaxbanaanida Mashruuca Oregon, Qorshaha Gobolk a ee Daryeelka Shakhshi ahaaneed ee qaybta Nidaamka Caafimaadka ee OH</p> <p>Taariikhda la Sameeyay: Jul 21, 2022 07:34: 17 AM</p> <p>Waayahay</p> </div> </div>
<p>3</p>	<p>Taabo batoonka liiska meenyuuga ee ku yaal dhanka sare ee geeska midig ee shaashada.</p>	<p>8:12</p> <p>orptctest.dcisoftware.com</p> <p>Qoraalada Wararka</p> <p>Ma jiraan diiwaanno la soo bandhigo</p> <p>Xuquuqda Qoraalka © 2024 Cusbooneysiinta Daryeelka Tooska ah. Dhamman Xuquuqda daabacaadu way xifdisan.</p>



<p>4</p>	<p>Liiska meenyuuga ayaa soo muuqan doona. Taabo 'Galitaanka Cusub'</p>	
<p>5</p>	<p>Foomka 'Kudar Gelitaan Cusub (Add new Entry)' ayaa soo muuqan doona.</p> <p>Nooca Galitaanka: Si otomaatig ah ayey isu buuxisaa 'Qaybta faalada'</p> <p>Nooca Koontada: Ka dooro 'Gaadiidka Macmiilka' liiska batoonka hoos ujiidka ama drop down-ka</p>	

<p>6</p>	<p>Macmiilka: Ku qor magaca macmiilka oo dooro magaciisa si aad u buuxiso sanduuqa qoraalka.</p> <p><i>Ogsonow: Waa inaad taabataa magaca macmiilka ee kuyaala batoonka hoos ujiidka ama drop down-ka si aad u sii waddo. Haddii aad leedahay wax ka badan shan macmiil, waxaa laga yaabaa inaad u baahato inaad qaybta hoose aad usii socoto si aad magacooda u aragto.</i></p>	
<p>7.A 7.B 7.C 7.D 7.E 7.F</p>	<p>Koodhka adeega: Koodhka adeegga ayaa si toos ah u buuxin doona macmiilka</p> <p>Taariikh Adeeg: Geli taariikhda adeega</p> <p>Baaqi soo haray: Maylasha harsan ee ay tahay inaad sheegato</p> <p>Bilow Akhriska Odometer-ka ama saacada baabuurka: Geli 0.00</p> <p>Dhamee akhriska Odometer-ka ama saacada baabuurka: Geli maylasha wadartooda la waday marka ay tahay muddada lacag bixinta, iyada oo u qoran xisaab dhibic leh (tusaale ahaan 25.00) Wadarta maylasha la galiyay ayaa soo muuqanaysa</p>	



<p>8</p>	<p>Koodhka qeexitaanka cudurada: In si toos ah loo buuxiyo, miyaan loo baahnayn</p> <p>Ku dar qoraalada si aad uga faalootid: Ikhtiyaar ah Ku Dhufo ama taabo 'Keydi'</p>	
<p>9</p>	<p>Digniin ayaa soo muuqan doonta, "Ma hubtaa inaad rabto inaad faalo cusub aad ku darto..."</p> <p>Taabo 'Haa'</p> <p>Gelida faalada waxay ka soo muuqan doontaa heerka la sugayo oo waxay mari doontaa oggolaanshaha otomaatiga ah.</p>	

Qaybta labaad: Gelida mayl-yada adoo isticmaalaya OR PTC DCI Bogga Mareegta:

<p>1. Gal OR PTC DCI Xariirka Shabakadda adoo isticmaalaya laptop-ka ama kombayuurar desktop ah.</p> <p>Geli magacaaga isticmaale iyo eraygaaga sirta ah Guji 'calaamada galitaanka'</p> <div style="background-color: yellow; border-radius: 15px; padding: 10px; text-align: center;"> <p>Ogsonow: Broowsarka magaciisu yahay Internet Explorer <u>lama</u> adeegsan karo.</p> </div>	<p>Isku xirka shabakada: orptc.dcisoftware.com</p> 
<p>2. Laga soo bilaabo dashboordka guriga, Guji badhanka 'Add Entry'</p>	

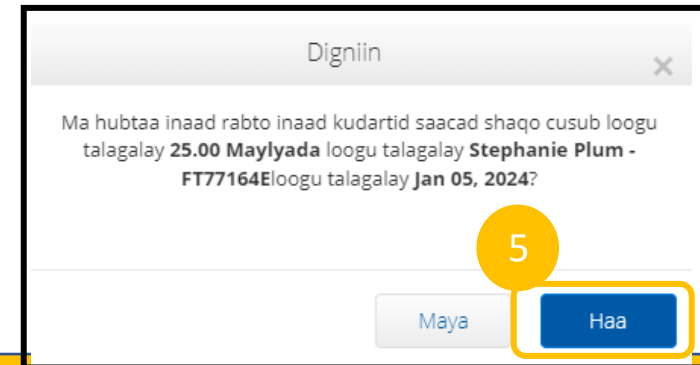
- 3.A Nooca Galitaanka:** Si otomaatig ah ayey isu buuxisaa 'Qaybta faalada'
- 3.B Magaca Shaqaalaha:** Si otomaatig ah ayey u buuxisaa magaca bixiyaha
- 3.C Nooca Koontada:** Ka dooro 'Gaadiidka Macmiilka' liiska batoonka hoos ujiidka ama drop down-ka
- 3.D Macmiilka:** Ku qor magaca macmiilka oo dooro magaciisa si aad u buuxiso sanduuqa qoraalka.
- 3.E Koodhka adeega:** Si otomaatig ah ayey u buuxisaa koodka adeegga masaafada ee macaamilka
- 3.F Taariikh Adeeg:** Geli taariikhda adeega
- 3.G Baaqi soo haray:** Wuxuu muujiyaa wadarta maylasha la oggolaaday si loo sheegato
- 3.H Bilow Akhriska Odometer-ka ama saacada baabuurka:** Geli 0
- 3.I Dhamee akhriska Odometer-ka ama saacada baabuurka:** Geli mayl wadareedka la waday marka ay tahay muddada lacag bixinta
- 3.J Tirada Maylasha la xisaabiyay:** Waxay muujinaysaa wadarta maylasha la goray
Koodhka qeexitaanka cudurada: Si otomaatig ah ayaa loo buuxiyaa
Qoraalada: Ikhtiyaar ah
Lifaaq: Ikhtiyaar ah
- 4.** Guji 'keydi'

The screenshot shows a web form titled "Kudar Gelitaan Cusub" with the following fields and annotations:

- 3.A:** Nooca Galitaanka: * Saacada (dropdown menu)
- 3.B:** Magaca Shaqaalaha: Joe Morelli (text input)
- 3.C:** Nooca Akoonka: * Gaadiidka Macaamiisha (dropdown menu)
- 3.D:** Macaamiil: * Stephanie Plum - FT77164E (text input)
- 3.E:** Koodhka Adeegga: * Mileage-1 (dropdown menu)
- 3.F:** Taariikhda Adeegga: * 01/05/2024 (calendar icon)
- 3.G:** Qeybta Hartay: 75 (text input)
- 3.H:** Bilow Akhrinta Xawaare-xisaabiyaha: * 0 (text input)
- 3.I:** Dhamaadka Akhriska Xawaare-xisaabiyaha: * 25 (text input)
- 3.J:** Tirada Milyaasha La xisaabiyay: 25.00 (text input)
- Koodhka Baarista: Koodhka baarista (text input)
- Qoraalada: Kudat Qoraal loogu talagalay Saacadaha-shaqo (text input)
- Lifaaq: Choose File (button)
- 4:** Jooji (button) and Keydso (button)

5.

Digniin ayaa soo muuqan doonta, "Ma hubtaa inaad rabto inaad ku darto..."
Guji 'Haa'



Ogsonow: Uma baahnid inaad ka soo qorto odometer-rka intuu sheegayo xisaab ama saacada gaarigaaga. Waxaad geli kartaa 0 bilowga akhriska odometer-ka ama saacada baabuurka iyo ilaa maylka la oggol yahay ee goobta akhriska odometer-ka ama saacada baabuurka ee dhamaadka.

Ogsonow: Waxaad u baahan tahay oo kaliya inaad geliso masaafadaada maylasha la oggolaaday hal mar xilliga lacag bixinta.